

# Office of the Child Advocate

## Report to

# Oversight Commission on

# Children's Services

---

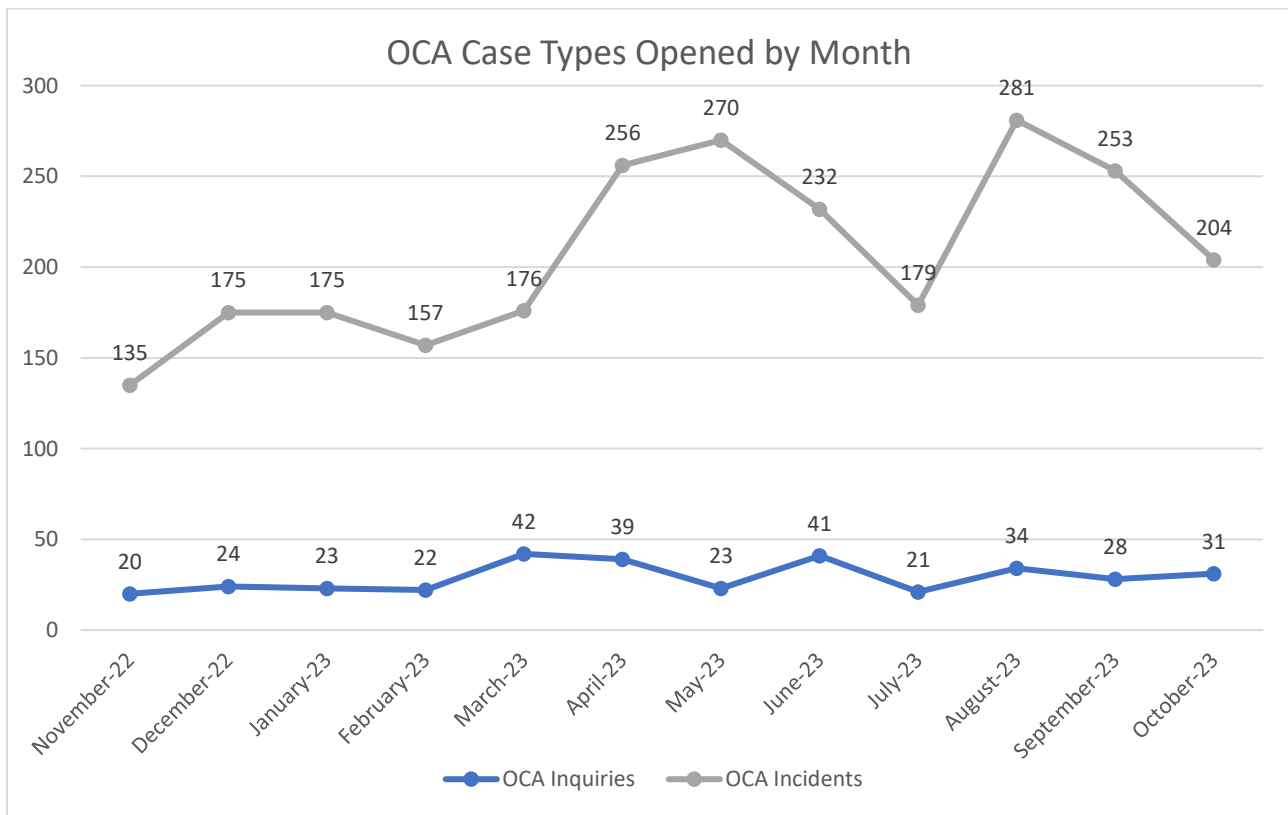
Child Advocate, Cassandra Sanchez

November 17, 2023

## Total OCA Cases (Inquiries & Incidents)

Rolling 12 Month: 11/01/22 - 10/31/23

Month	OCA Inquiries	OCA Incidents
November-22	20	135
December-22	24	175
January-23	23	175
February-23	22	157
March-23	42	176
April-23	39	256
May-23	23	270
June-23	41	232
July-23	21	179
August-23	34	281
September-23	28	253
October-23	31	204
<b>Total Inquiries:</b>	<b>348</b>	<b>2493</b>
<b>Total Cases:</b>	<b>2841</b>	



### OCA Case Explanation

- Inquiries to the OCA include phone calls, emails, and cases opened from in-person meetings with children, caregivers, providers, and stakeholders.
- Incidents include all critical incident reports from DCYF (serious injury to children, child fatalities, parent fatalities, media coverage of DCYF involvement, etc.) and incidents documented by residential programs and SYSC, including restraints and seclusion, and missing children.

### Facility visits

- 10/23/23 Visit to SYSC (meeting with staff and youth)
- 11/3/23 Attended graduation ceremony at SYSC
- 11/17/23 SYSC visit with youth/tour for newer OCA office members

### OCA Outreach/ DCYF District Office visits

- 10/20/23 New Judges Training
- 11/17/23 Presentation at St. Anselm College



### Conferences/Events

#### Attended

- 11/8/23 Human Trafficking Webinar
- 11/15/23 Symposium on Child Protection (presenting)
- 11/16/23 Transition Summit 2023 (presenting and exhibiting)

#### Upcoming Visits & Events

- Sandy Pines in Florida (late November)

### Other Work

- 11/8/23 Children's System of Care Advisory Council
- 11/13/23 Family Treatment Court Oversight Team meeting
- 11/15/23 Balance of State Youth Subcommittee Meeting
- Ongoing: Commission to Study Community Impacts of the Secured Development Center & Subcommittee on Safety
- Ongoing: YDC Steering Committee
- Ongoing: Collaborative Residential Strategy with DHHS, DCYF and BCBH leadership
- Ongoing: Monthly meetings with DCYF leadership
- Ongoing: Monthly meeting with Clinical Director at SYSC
- Ongoing: Monthly DCYF Systems Review meetings

### Updates

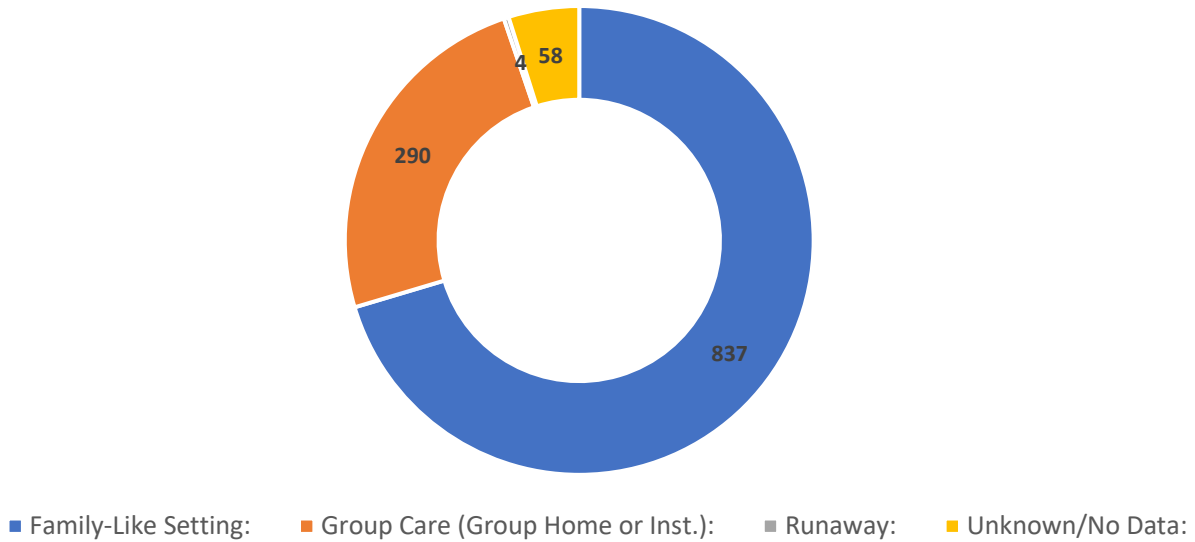
- The OCA continues to work on retained **HB 535** *requiring an attorney for a child who is the subject of a proceeding in a family court case.*
  - 10/31/23 the full Children & Family Law Committee voted to adopt the JRPG amendment, 15-1.
  - The OCA, in conjunction with the JRPG, continues to meet with Legislative stakeholders in both the House & Senate regarding this important subject, and pending legislation.
- The OCA is tracking the progress of retained bill **HB 619** *prohibiting gender transition procedures for minors, relative to sex and gender in public schools, and relative to the definition of conversion therapy*, which was passed out of subcommittee with an amendment that failed in the full committee. The bill will go to the House floor without a committee recommendation.
- The OCA continues to work with legislators and other state agencies and stakeholders on proposals coming out of the Bledsoe Report recommendations. In particular, the OCA continues to work closely with Representative Mark Pearson and DHHS, including BCBH and DCYF, to finalize the language of the Bring Our Children Home bill.

## New Hampshire Children in Care

As of 10/31/23

Placement Types	Total Children	Involvement Type		
		CPS	JJS	DUAL
Family-Like Setting:	837	737	3	97
Group Care (Group Home or Inst.):	290	112	46	132
Runaway:	4	0	0	4
Unknown/No Data:	58	44	0	14
<b>Total Children in Care:</b>	<b>1189</b>	<b>893</b>	<b>49</b>	<b>247</b>

Placement Types for Children In Care



### Family-Like Settings:

Type	Total Children
Foster Home:	439
Relative Foster Home:	360
Supervised Independent Living:	38
<b>Total:</b>	<b>837</b>

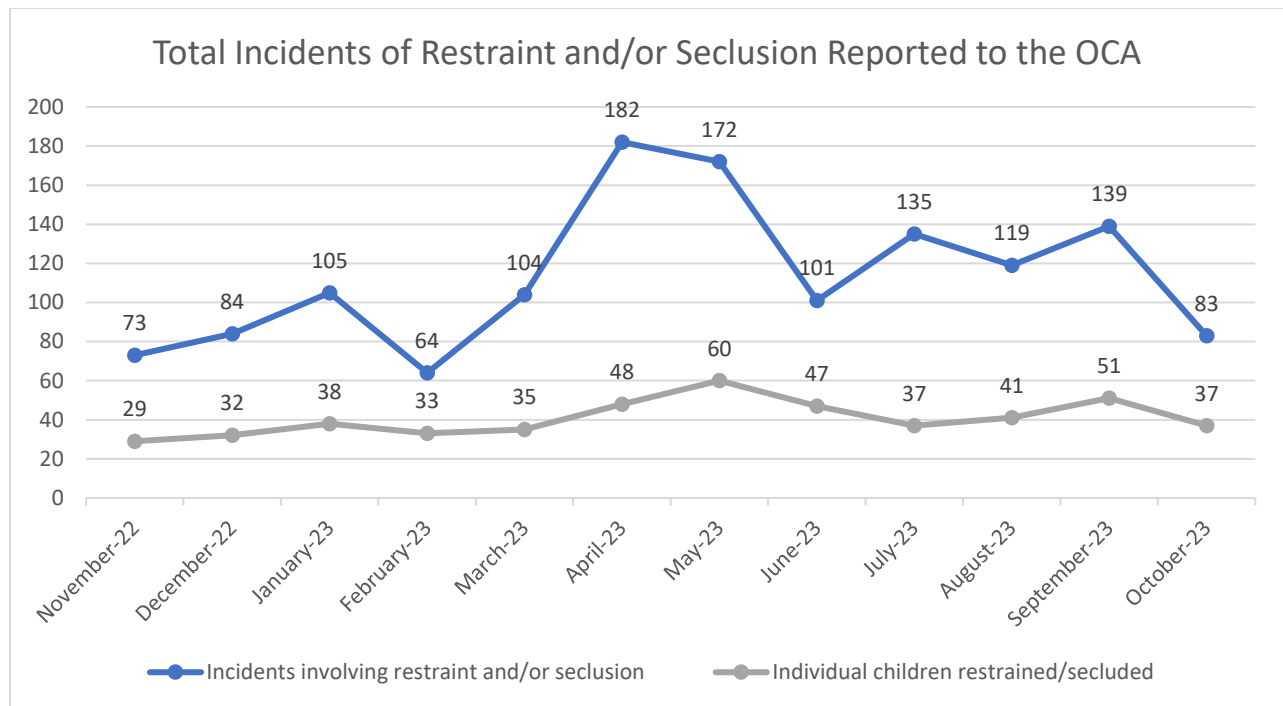
### Group Care (Group Home or Institution) Locations:

Location	Total Children	Children Outside New England
New Hampshire:	231	Arkansas 1
New England (Outside NH):	54	Florida 1
Outside of New England:	5	Missouri 1
<b>Total:</b>	<b>285</b>	Mississippi 1
		Tennessee 1
		<b>Total: 5</b>

## Restraints & Seclusion Incidents Reported to the OCA from Residential Facilities

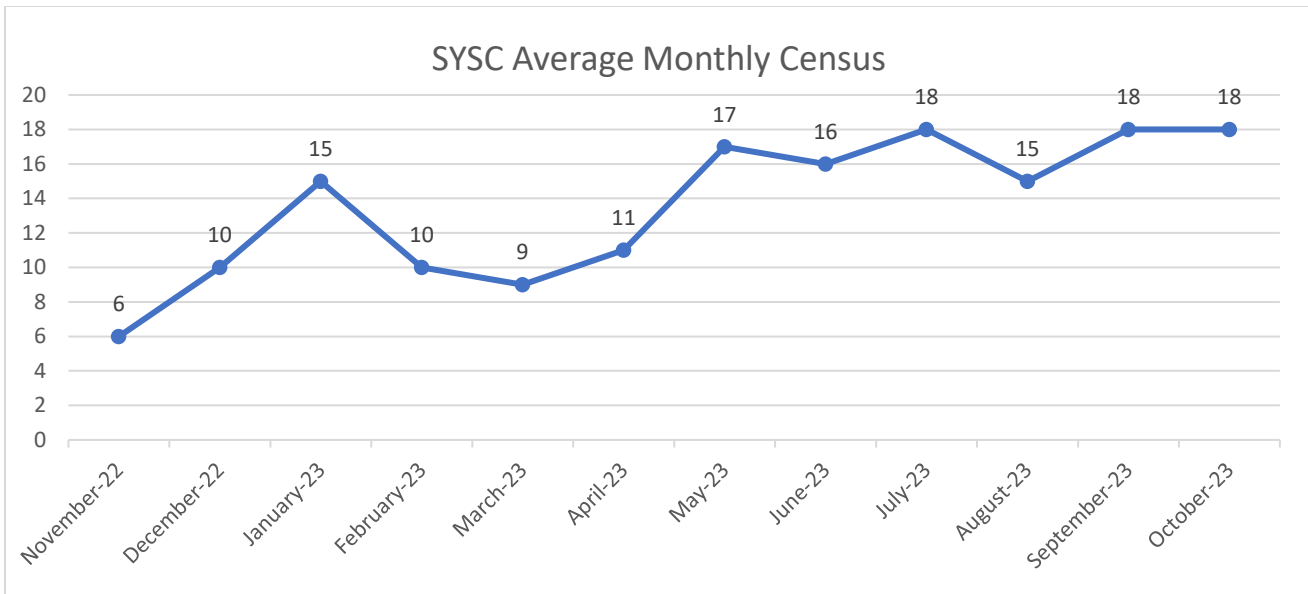
Rolling 12 Month: 11/01/22 - 10/31/23

Month	Incidents Reported to OCA Involving:			Total Incidents	Number of Children
	Restraints	Seclusions	Restraints & Seclusions		
November-22	72	1	0	<b>73</b>	29
December-22	73	6	5	<b>84</b>	32
January-23	94	3	8	<b>105</b>	38
February-23	61	1	2	<b>64</b>	33
March-23	95	1	8	<b>104</b>	35
April-23	180	0	2	<b>182</b>	48
May-23	147	12	13	<b>172</b>	60
June-23	88	6	7	<b>101</b>	47
July-23	131	1	3	<b>135</b>	37
August-23	113	1	5	<b>119</b>	41
September-23	127	1	11	<b>139</b>	51
October-23	68	1	14	<b>83</b>	37
<b>Totals:</b>	<b>1249</b>	<b>34</b>	<b>78</b>	<b>1361</b>	



### Restraint & Seclusion Explanation

- This data includes all residential facilities in which the OCA receives restraint and seclusion reports from, rather than highlighting specific facilities.
- The OCA only receives restraint and seclusion reports from contracted facilities; we do not receive them for certified facilities, including many of the out-of-state facilities beyond the New England region.
- The prior monthly totals may change over time. This is due to delayed reporting to the OCA. Any restraint/seclusion reports sent late are processed and captured above in the appropriate month of occurrence.



### SYSC Incidents Reported to the OCA

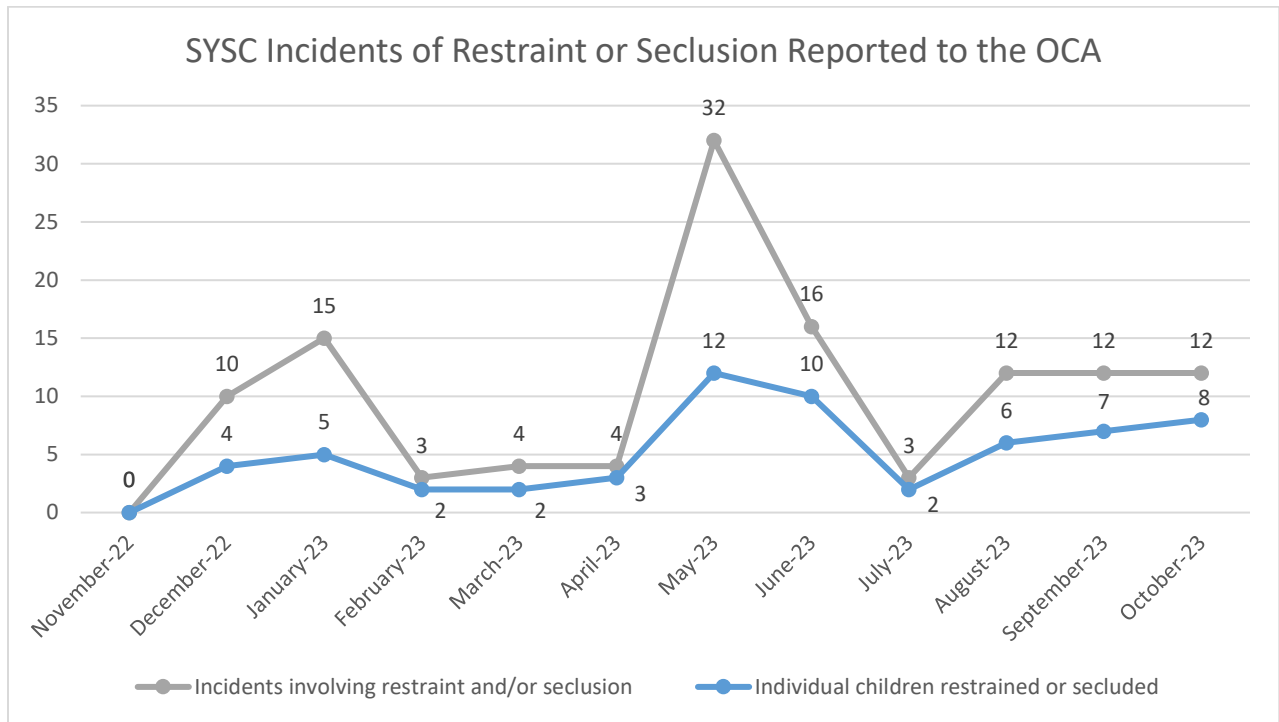
Rolling 12 Month: 11/01/22 - 10/31/23

Month	Major Incidents	Mod Incidents	Minor Incidents	Other Incidents	Total
November-22	5	2	3	1	11
December-22	24	10	7	6	47
January-23	46	17	6	7	76
February-23	25	18	2	3	48
March-23	23	8	13	4	48
April-23	25	13	4	5	47
May-23	66	19	6	11	102
June-23	40	11	8	12	71
July-23	24	20	4	13	61
August-23	45	12	2	18	77
September-23	50	22	4	19	95
October-23	54	17	6	19	96
<b>Totals:</b>	<b>427</b>	<b>169</b>	<b>65</b>	<b>118</b>	<b>779</b>

### SYSC Incidents Involving Restraints or Seclusions by Month

11/01/22 - 10/31/23

Month	Incidents Inv. Restraint or Seclusion	Individual Children
November-22	0	0
December-22	10	4
January-23	15	5
February-23	3	2
March-23	4	2
April-23	4	3
May-23	32	12
June-23	16	10
July-23	3	2
August-23	12	6
September-23	12	7
October-23	12	8
<b>Totals:</b>	<b>123</b>	



#### SYSC Explanation

- Although the census can fluctuate day to day, the average monthly census data has been added to this report for additional context.
- SYSC has implemented a response team to assist in reducing restraint and seclusion during high activity hours such as evenings. The team is trained in de-escalation and attempts to work with the children to settle a crisis.

#### Hampstead Hospital & East Acres Explanation

- The OCA does not receive consistent data from HHRTF. We have previously requested data which we received for a brief period of time; but as of more recently they are using an encrypted email process that is not accessible to our staff. This concern has been shared with HHRTF and DHHS and they are looking into how to resolve this issue. We have had some limited contact with the new interim Executive Director in the last couple of weeks, and are working on setting up a meeting with him.