

Office of the Child Advocate

Report to

Oversight Commission on

Children's Services

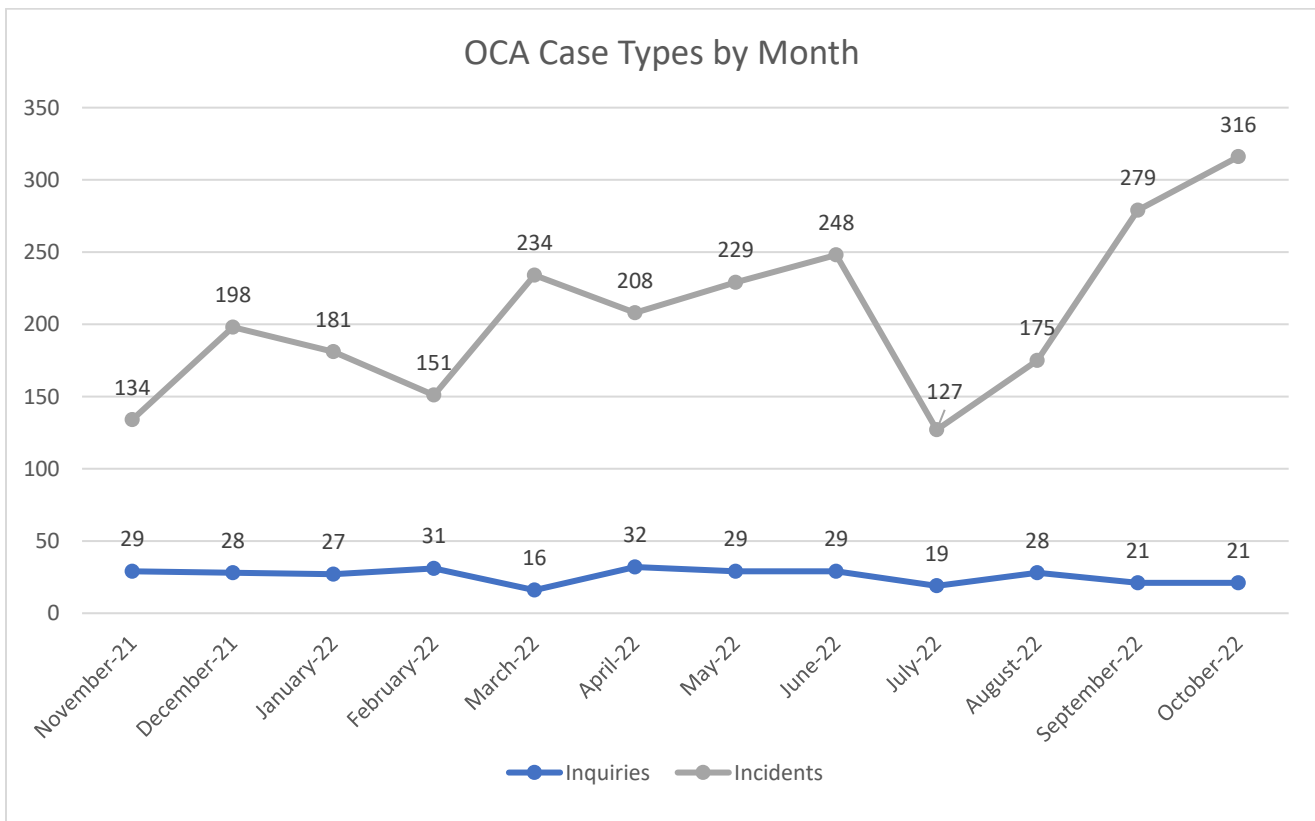
Child Advocate, Cassandra Sanchez

November 18, 2022

Total OCA Cases (Inquiries & Incidents)

11/1/21 - 10/31/22

Month	Inquiries	% Total Inquiries	Incidents	% Total Incidents
November-21	29	10%	134	6%
December-21	28	9%	198	10%
January-22	27	9%	181	9%
February-22	31	10%	151	7%
March-22	16	5%	234	11%
April-22	32	11%	208	10%
May-22	29	10%	229	11%
June-22	29	10%	248	12%
July-22	19	6%	127	6%
August-22	28	9%	175	8%
September-22	21	7%	279	12%
October-22	21	7%	316	13%
Total Inquiries:		310	Total Incidents:	
Total Cases:		2790	2480	



OCA Case Explanation

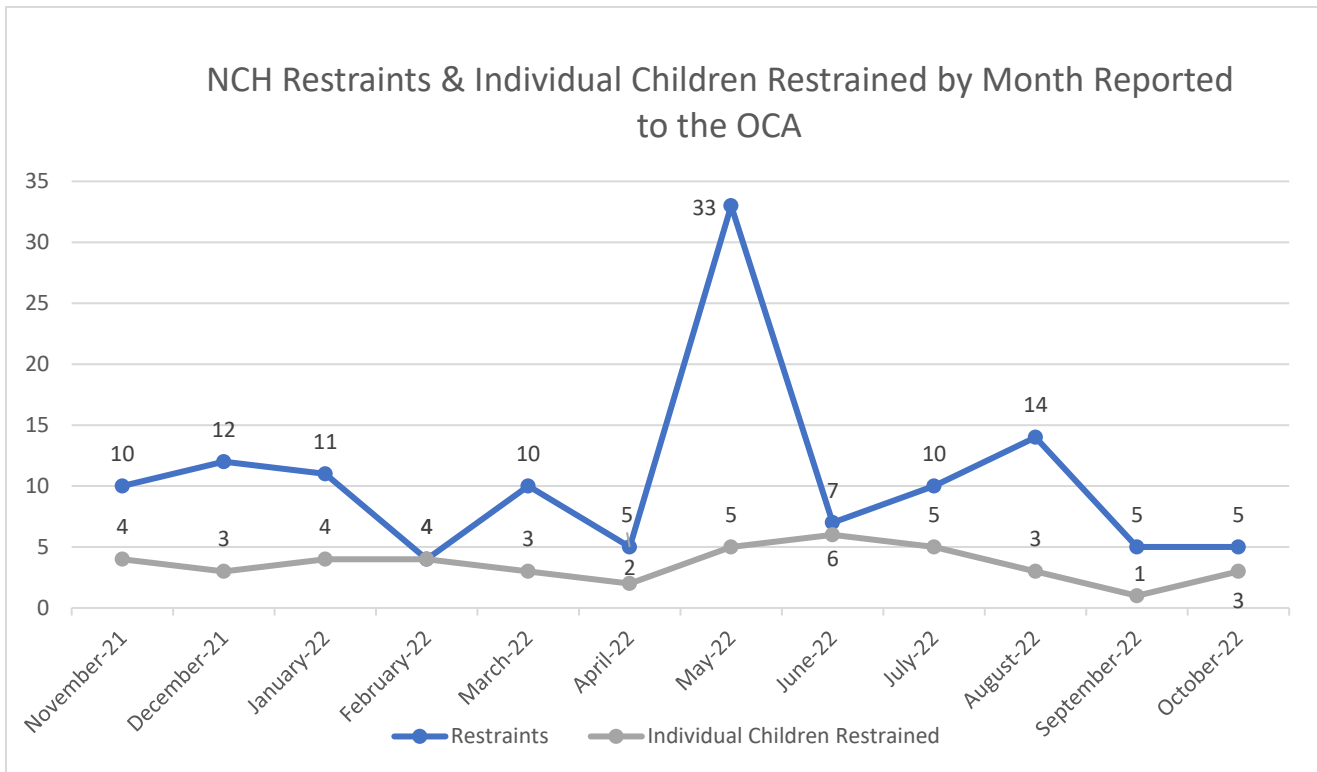
- Inquiries to the OCA include phone calls, emails, and cases opened from in-person meetings with children, providers, and stakeholders.
- Incidents include all critical incident reports from DCYF, and incidents documented by residential programs and SYSC, including restraints and seclusion.

Nashua Children's Home Restraints Reported to the OCA

11/1/21 - 10/31/22

Month	Restraints	Individual Children	Est Population*	% Restrained Est
November-21	10	4	36	11%
December-21	12	3	34	9%
January-22	11	4	33	12%
February-22	4	4	30	13%
March-22	10	3	32	9%
April-22	5	2	33	6%
May-22	33	5	33	15%
June-22	7	6	33	18%
July-22	10	5	30	17%
August-22	14	3	30	10%
September-22	5	1	31	3%
October-22	5	3	33	9%
Total:	126			

*Population data estimated from DCYF Result Oriented Management (ROM) reports. Represents number of DCYF involved children placed at a facility on the last day of the period. Entries and discharges are not captured so this data may undercount total children in the facility during the month.



Nashua Children's Home (NCH)

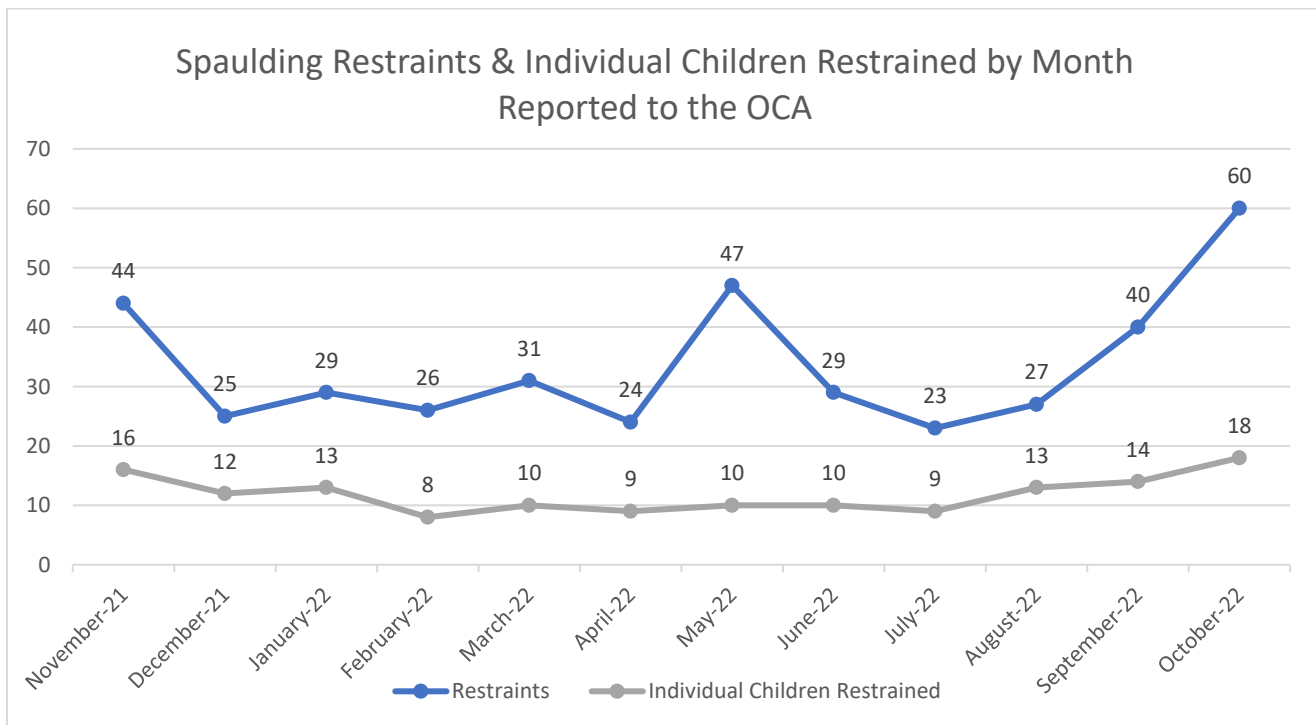
- NCH is a level 2 program which indicates that children placed there should have lower-level acuity and therapeutic needs. The milieu staff ratio is 1:4.
- Quiet room data was presented previously, and the use of the room was discussed at the last meeting. OCA requested this information from BCBH and DCYF Bureau of Evaluation, Analytics and Reporting (BEAR). We are working collaboratively to determine how to ensure the OCA can receive this information regularly.

Spaulding Restraints Reported to the OCA

11/1/21 - 10/31/22

Month	Restraints	Individual Children	Est. Population*	% Restrained Est.
November-21	44	16	40	40%
December-21	25	12	37	32%
January-22	29	13	34	38%
February-22	26	8	35	23%
March-22	31	10	34	29%
April-22	24	9	34	26%
May-22	47	10	40	25%
June-22	29	10	42	24%
July-22	23	9	44	20%
August-22	28	13	43	30%
September-22	38	14	42	33%
October-22	60	18	39	46%
Total:	405			

*Population data estimated from DCYF Result Oriented Management (ROM) reports. Represents number of DCYF involved children placed at a facility on the last day of the period. Entries and discharges are not captured so this data may undercount total children in the facility during the month.



Spaulding Academy and Family Services (Spaulding)

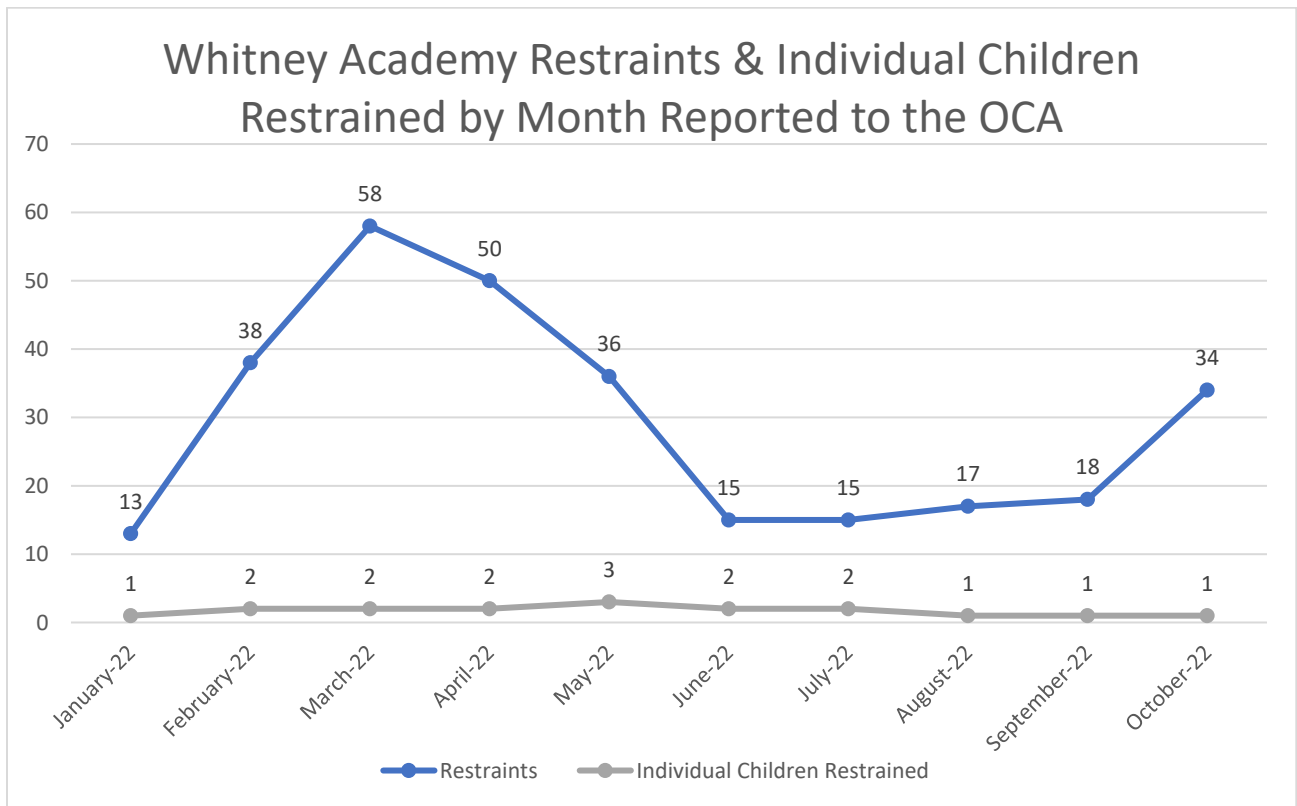
- Spaulding restraints include all programs; Spaulding has one level 2 program and three level 3 programs. At this time the OCA does not have the ability to separate out data for each program given the format in which reports are shared and the limitations of our Case Management System (CMS).
- Last month, per a Spaulding Academy data report, the level 2 program accounted for 0 restraints, the Medically Intensive program accounted for 0 restraints, the Neurobehavioral Intensive program accounted for 23 restraints, and the Intensive program accounted for 14 restraints. This report was not received for October. The OCA has outreached to ensure we get a copy.

Whitney Academy Restraints Reported to the OCA

1/1/22 - 10/31/22

Month	Restrains	Individual Children Restrained	Est. Population*	Est. % Restrained
January-22	13	1	6	17%
February-22	38	2	7	29%
March-22	58	2	7	29%
April-22	50	2	6	33%
May-22	36	3	6	50%
June-22	15	2	6	33%
July-22	15	2	6	33%
August-22	17	1	6	17%
September-22	18	1	6	17%
October-22	34	1	6	17%
Total:	294			

*Population data estimated from DCYF Result Oriented Management (ROM) reports. Represents number of DCYF involved children placed at a facility on the last day of the period. Entries and discharges are not captured so this data may undercount total children in the facility during the month.



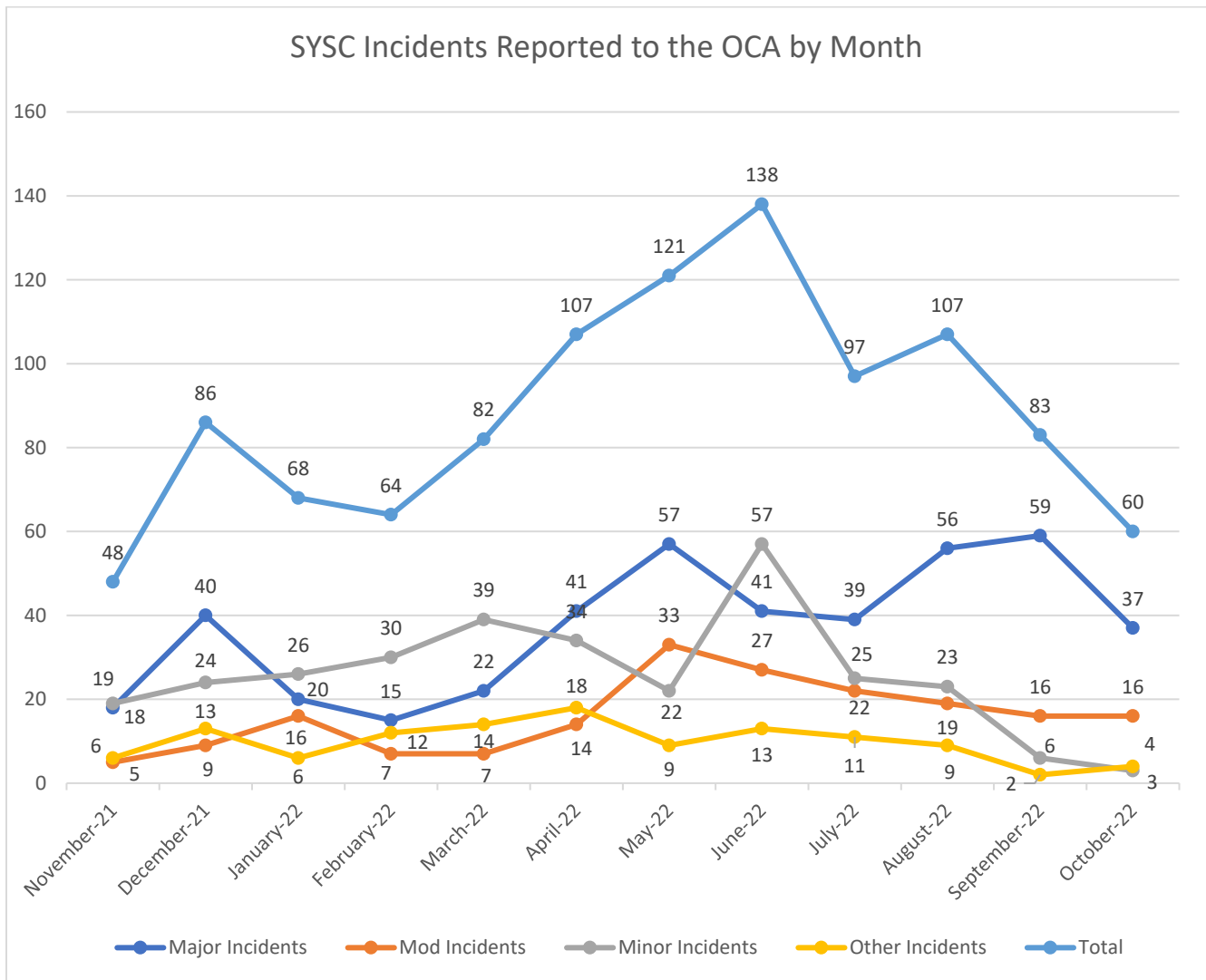
Whitney Academy (Whitney)

- Whitney is a level 3 intensive program which indicates that children placed there have higher therapeutic needs and require additional supports and higher-level supervision. The milieu staff ratio is 1:2.
- Although Whitney Academy is located in Massachusetts, we receive all restraint and seclusion reports for any program that NH DCYF places children in. The above restraint data is specific to NH children.

SYSC Incidents Reported to the OCA

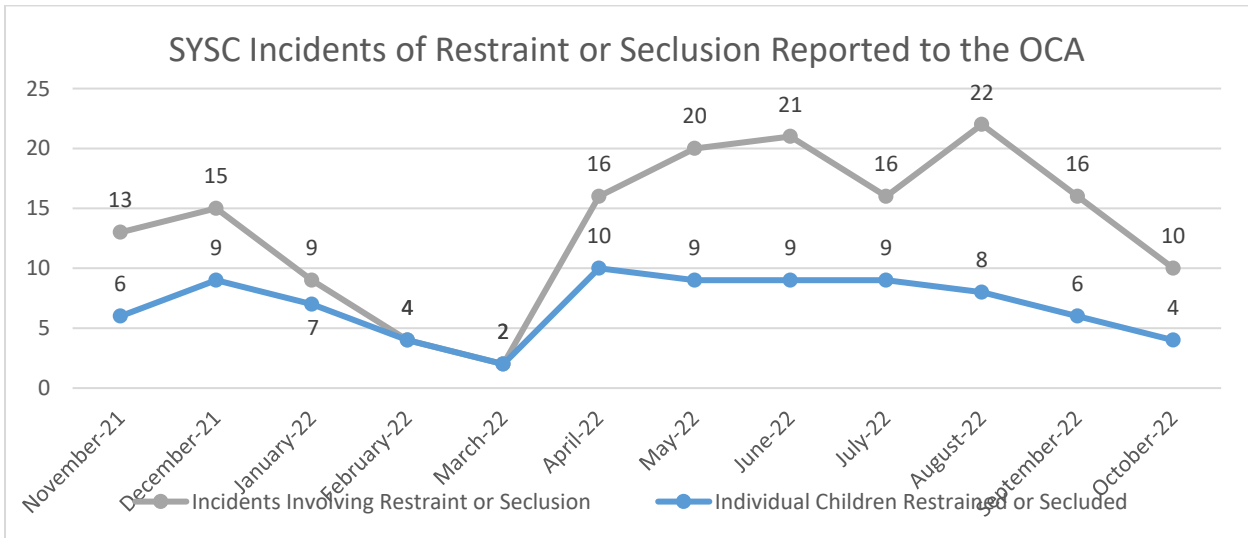
11/1/21 – 10/31/22

Month	Major Incidents	Mod Incidents	Minor Incidents	Other Incidents	Total
November-21	18	5	19	6	48
December-21	40	9	24	13	86
January-22	20	16	26	6	68
February-22	15	7	30	12	64
March-22	22	7	39	14	82
April-22	41	14	34	18	107
May-22	57	33	22	9	121
June-22	41	27	57	13	138
July-22	39	22	25	11	97
August-22	56	19	23	9	107
September-22	59	16	6	2	83
October-22	37	16	3	4	60
Totals:	445	191	308	117	1061



SYSC Incidents Involving Restraints or Seclusions 11/1/21 - 10/31/22		
Type	# Of Incidents	% of Incidents
Restraints	93	9%
Seclusions	31	3%
Restraint & Seclusion	40	4%
Totals:	164	15%

SYSC Incidents Involving Restraints or Seclusions by Month 11/1/21 - 10/31/22			
Month	Total Incidents	Restraint or Seclusion	Individual Children
November-21	48	13	6
December-21	86	15	9
January-22	68	9	7
February-22	64	4	4
March-22	82	2	2
April-22	107	16	10
May-22	121	20	9
June-22	138	21	9
July-22	97	16	9
August-22	107	22	8
September-22	83	16	6
October-22	60	10	4
Totals:	1061	164	



Sununu Youth Services Center (SYSC)

- The OCA has requested for SYSC to share their definitions of the incident types. They are currently revising the Behavioral Management Guide which includes definitions of each incident. The OCA will share once completed.
- The OCA engages in monthly meetings with the psychologist at SYSC to check in on specific children and discuss clinical offerings. There have been additional clinical groups offered.
- I met with the Director of the facility to discuss OCAs recommendations for activities to further engage the children and help reduce the restlessness that leads to acting out behaviors. He was very receptive to these recommendations.
- The OCA will be on site at SYSC later this afternoon to engage in an activity and join the kids and staff for pizza.