

Office of the Child Advocate
Report to
Oversight Commission on
Children's Services

Child Advocate, Cassandra Sanchez

October 21, 2022

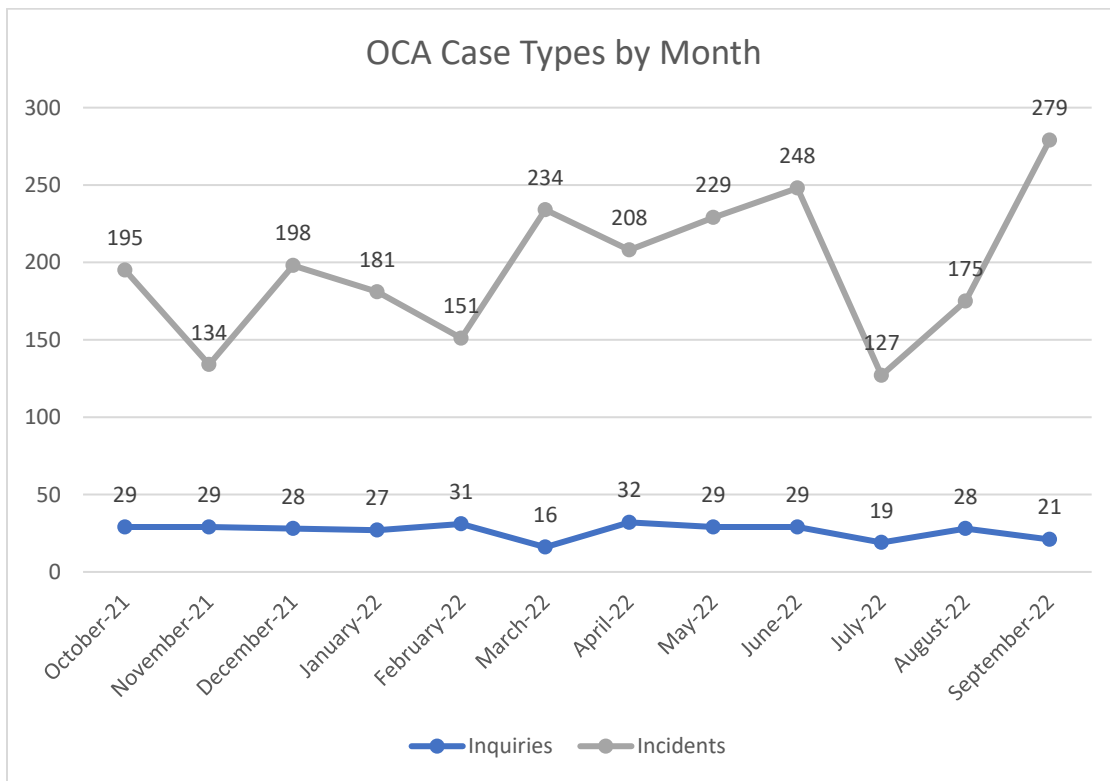
Total OCA Cases (Inquiries & Incidents)

10/1/21 - 9/30/22

Month	Inquiries	% Total Inquiries	Incidents	% Total Incidents
October-21	29	10%	195	9%
November-21	29	10%	134	6%
December-21	28	9%	198	10%
January-22	27	9%	181	9%
February-22	31	10%	151	7%
March-22	16	5%	234	11%
April-22	32	11%	208	10%
May-22	29	10%	229	11%
June-22	29	10%	248	12%
July-22	19	6%	127	6%
August-22	28	9%	175	8%
September-22	21	7%	279	12%

Total Inquiries: 318 Total Incidents: 2359

Total Cases: 2677



OCA Case Explanation

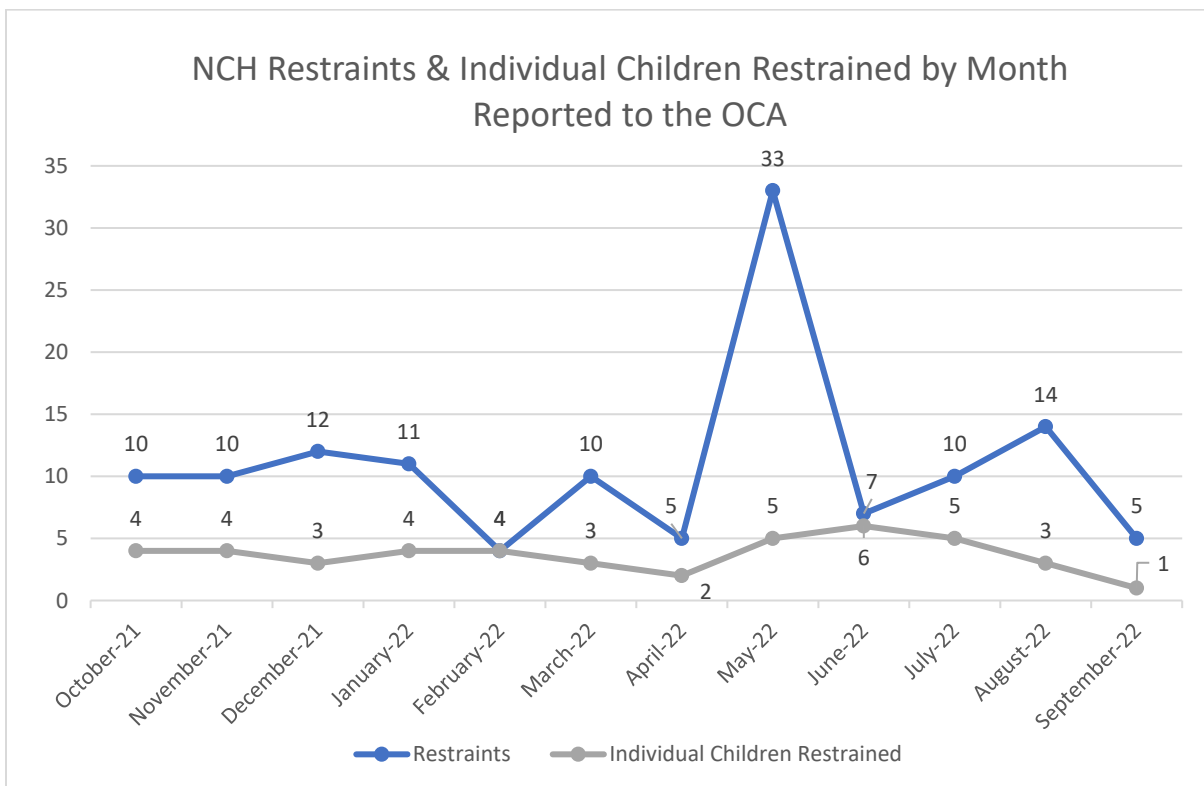
- Inquiries to the OCA include phone calls, emails, and cases opened from in-person meetings with children, providers, and stakeholders.
- Incidents include all critical incident reports from DCYF, and incidents documented by residential programs and SYSC, including restraints and seclusion.

Nashua Children's Home Restraints Reported to the OCA

10/1/21 - 9/30/22

Month	Restraints	Individual Children	Est Population*	% Restrained Est
October-21	10	4	39	10%
November-21	10	4	36	11%
December-21	12	3	34	9%
January-22	11	4	33	12%
February-22	4	4	30	13%
March-22	10	3	32	9%
April-22	5	2	33	6%
May-22	33	5	33	15%
June-22	7	6	33	18%
July-22	10	5	30	17%
August-22	14	3	30	10%
September-22	5	1	31	3%
Total:	131			

*Population data estimated from DCYF Result Oriented Management (ROM) reports. Represents number of DCYF involved children placed at a facility on the last day of the period. Entries and discharges are not captured so this data may undercount total children in the facility during the month.



Nashua Children's Home (NCH)

- NCH is a level 2 program which indicates that children placed there should have lower-level acuity and therapeutic needs. The milieu staff ratio is 1:4.
- Quiet room data was presented at the last meeting. This data is available to the OCA upon request to NCH or BCBH but is not shared with the OCA on a regular basis.

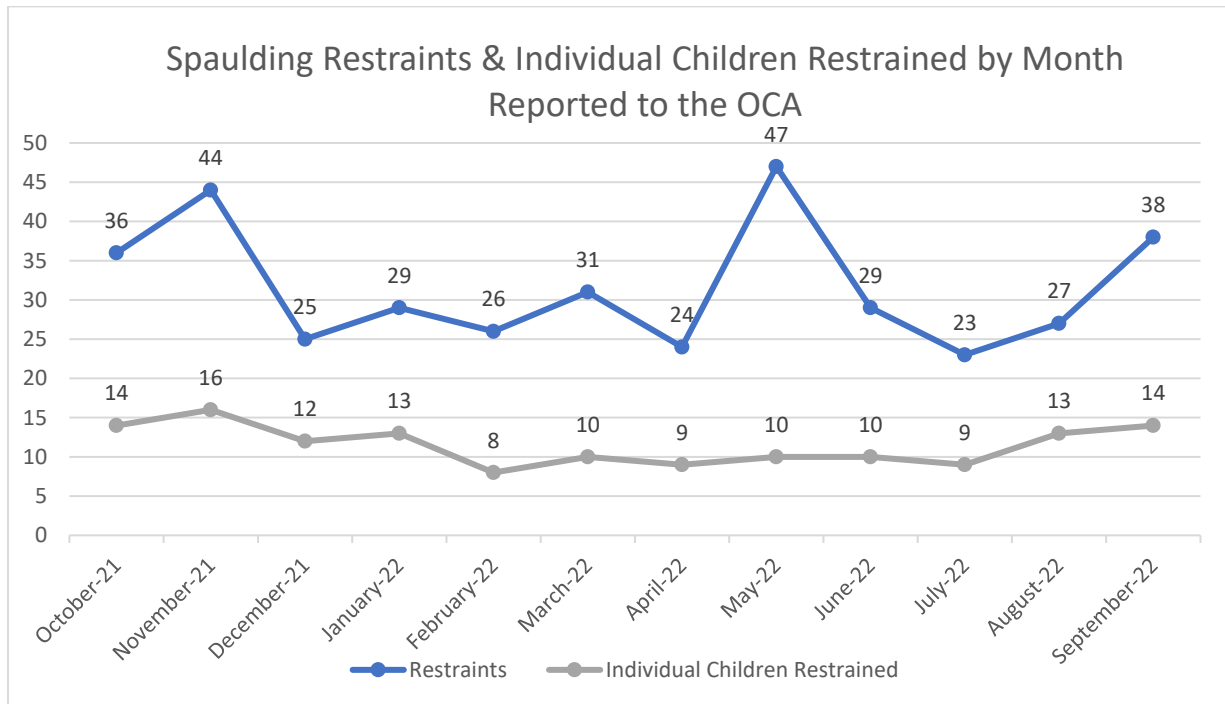
Spaulding Restraints Reported to the OCA

10/1/21 - 9/30/22

Month	Restraints	Individual Children	Est. Population*	% Restrained Est.
October-21	36	14	41	34%
November-21	44	16	40	40%
December-21	25	12	37	32%
January-22	29	13	34	38%
February-22	26	8	35	23%
March-22	31	10	34	29%
April-22	24	9	34	26%
May-22	47	10	40	25%
June-22	29	10	42	24%
July-22	23	9	44	20%
August-22	28	13	43	30%
September-22	38	14	42	33%

Total: 379

*Population data estimated from DCYF Result Oriented Management (ROM) reports. Represents number of DCYF involved children placed at a facility on the last day of the period. Entries and discharges are not captured so this data may undercount total children in the facility during the month.



Spaulding Academy and Family Services (Spaulding)

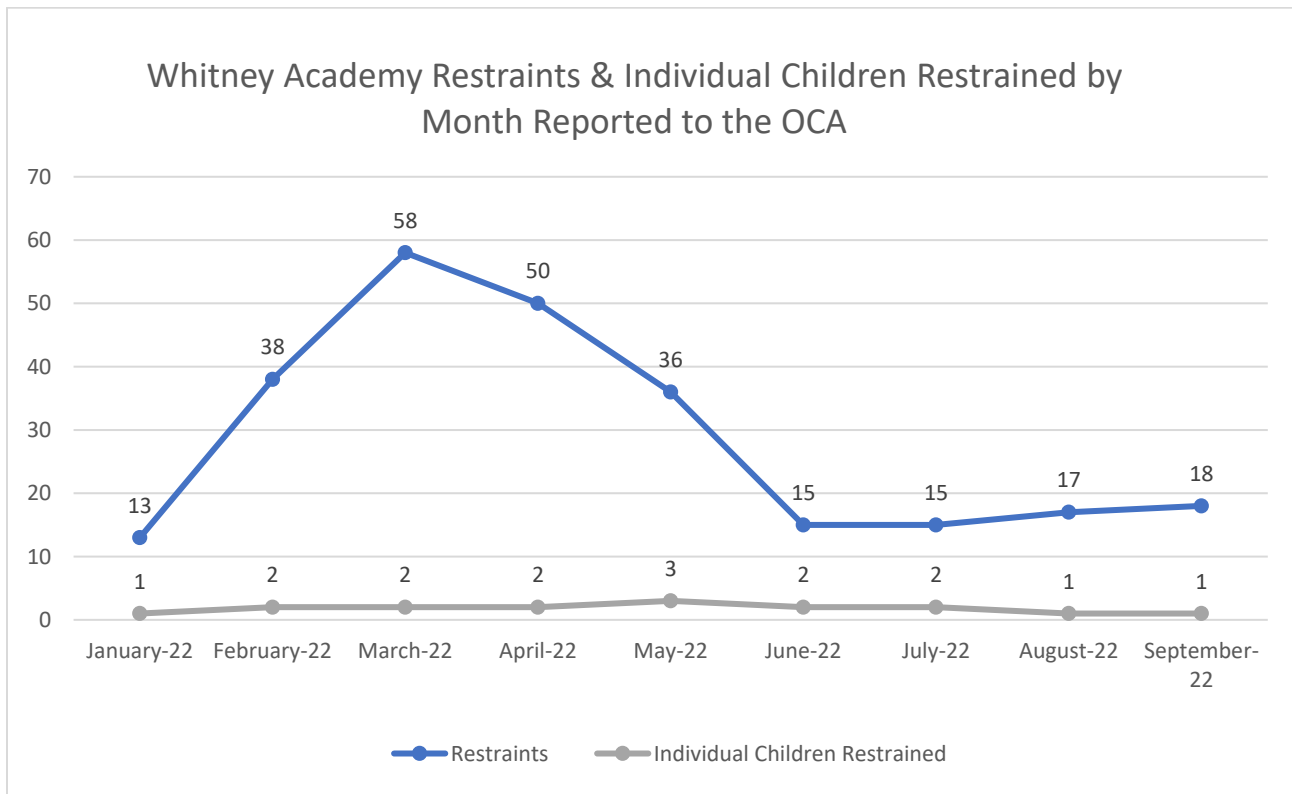
- Spaulding restraints include all programs; Spaulding has one level 2 program and three level 3 programs. At this time the OCA does not have the ability to separate out data for each program given the format in which reports are shared and the limitations of our Case Management System (CMS).
- Per a Spaulding Academy data report, the level 2 program accounted for 0 restraints, the Medically Intensive program accounted for 0 restraints, the Neurobehavioral Intensive program accounted for 23 restraints, and the Intensive program accounted for 14 restraints.

Whitney Academy Restraints Reported to the OCA

10/1/21 - 9/30/22

Month	Restraints	Individual Children Restrained	Est. Population*	Est. % Restrained
January-22	13	1	6	17%
February-22	38	2	7	29%
March-22	58	2	7	29%
April-22	50	2	6	33%
May-22	36	3	6	50%
June-22	15	2	6	33%
July-22	15	2	6	33%
August-22	17	1	6	17%
September-22	18	1	6	17%
Total:	260			

*Population data estimated from DCYF Result Oriented Management (ROM) reports. Represents number of DCYF involved children placed at a facility on the last day of the period. Entries and discharges are not captured so this data may undercount total children in the facility during the month.



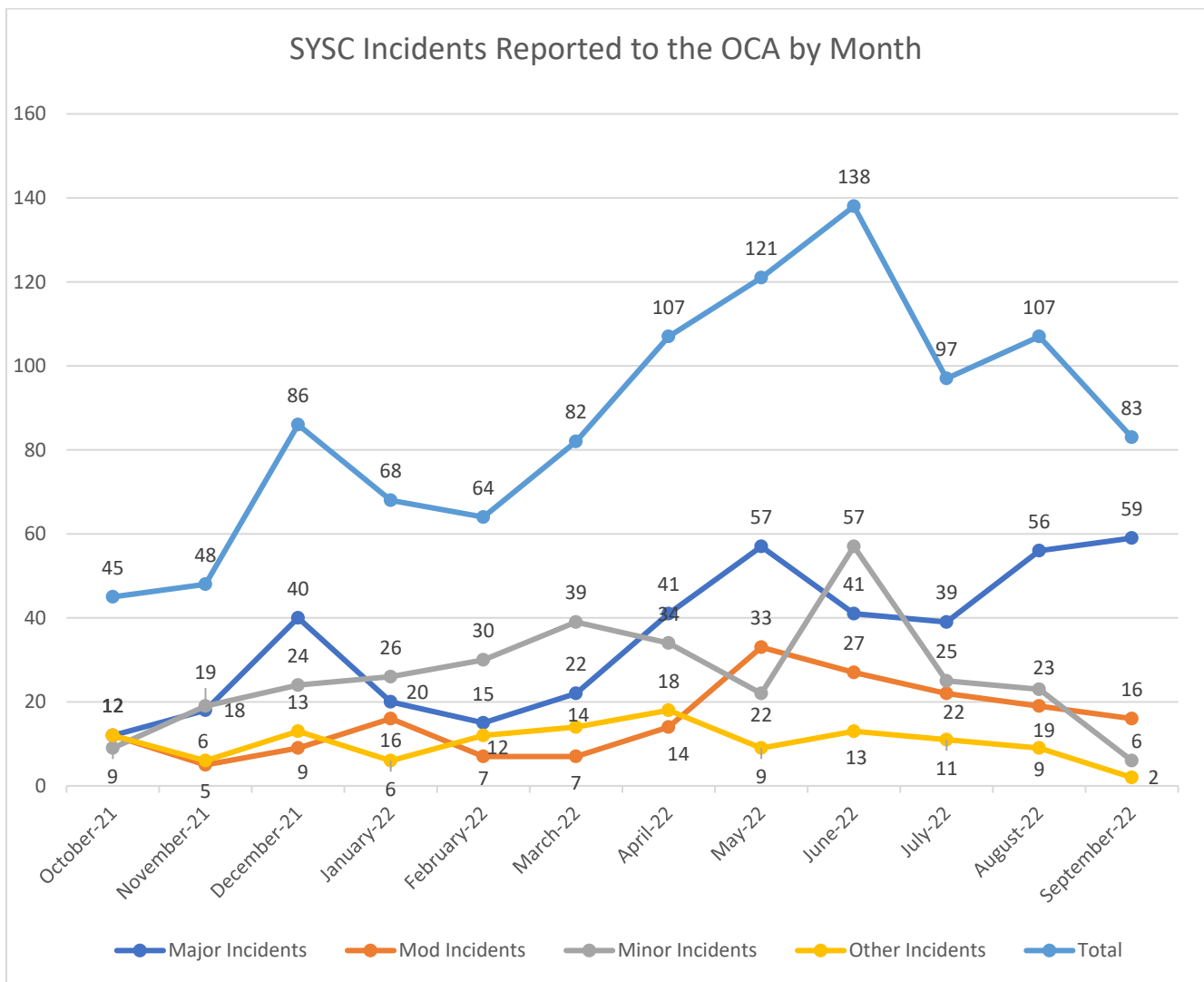
Whitney Academy (Whitney)

- Whitney is a level 3 intensive program which indicates that children placed there have higher therapeutic needs and require additional supports and higher-level supervision. The milieu staff ratio is 1:2.
- Although Whitney Academy is located in Massachusetts, we receive all restraint and seclusion reports for any program that NH DCYF places children in. The above restraint data is specific to NH children.

SYSC Incidents Reported to the OCA

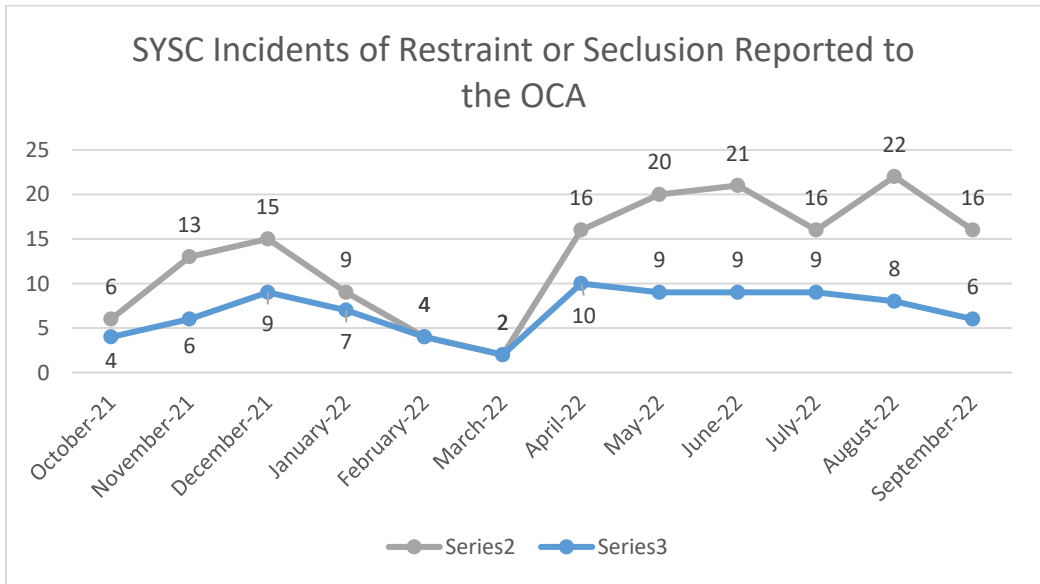
10/1/21 - 9/30/22

Month	Major Incidents	Mod Incidents	Minor Incidents	Other Incidents	Total
October-21	12	12	9	12	45
November-21	18	5	19	6	48
December-21	40	9	24	13	86
January-22	20	16	26	6	68
February-22	15	7	30	12	64
March-22	22	7	39	14	82
April-22	41	14	34	18	107
May-22	57	33	22	9	121
June-22	41	27	57	13	138
July-22	39	22	25	11	97
August-22	56	19	23	9	107
September-22	59	16	6	2	83
Totals:	420	187	314	125	1046



SYSC Incidents Involving Restraints or Seclusions 10/1/21 - 9/30/22		
Type	# Of Incidents	% of Incidents
Restraints	96	9%
Seclusions	30	3%
Restraint & Seclusion	34	3%
Totals:	160	15%

SYSC Incidents Involving Restraints or Seclusions by Month 10/1/21 - 9/30/22			
Month	Total Incidents	Restraint or Seclusion	Individual Children
October-21	45	6	4
November-21	48	13	6
December-21	86	15	9
January-22	68	9	7
February-22	64	4	4
March-22	82	2	2
April-22	107	16	10
May-22	121	20	9
June-22	138	21	9
July-22	97	16	9
August-22	107	22	8
September-22	83	16	6
Totals:	1046	160	



Sununu Youth Services Center (SYSC)

- The OCA has requested for SYSC to share their definitions of the incident types. They are currently revising the Behavioral Management Guide which includes definitions of each incident. The OCA will share once completed.
- I have attached the OCA’s recent report about SYSC including recommendations for the current facility and a new treatment focused program.