

# Office of the Child Advocate Report to Oversight Commission on Children's Services

---

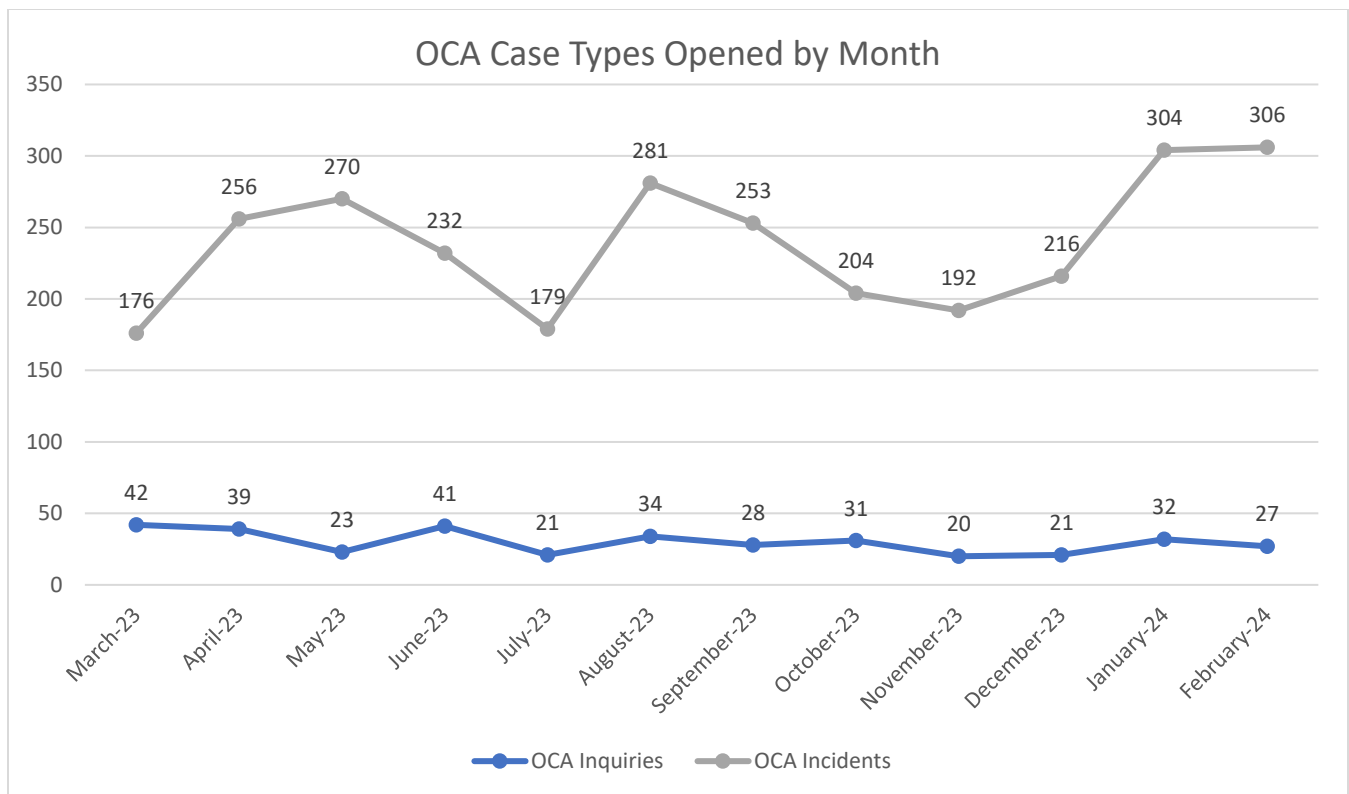
Child Advocate, Cassandra Sanchez

March 15, 2024

## Total OCA Cases (Inquiries & Incidents)

Rolling 12 Month: 3/01/23 – 2/29/24

Month	OCA Inquiries	OCA Incidents
March-23	42	176
April-23	39	256
May-23	23	270
June-23	41	232
July-23	21	179
August-23	34	281
September-23	28	253
October-23	31	204
November-23	20	192
December-23	21	216
January-24	32	304
February-24	27	306
<b>Total Inquiries:</b>	<b>359</b>	<b>2869</b>
<b>Total Cases:</b>	<b>3228</b>	



### OCA Case Explanation

- Inquiries to the OCA include phone calls, emails, and cases opened from in-person meetings with children, caregivers, providers, and stakeholders.
- Incidents include all critical incident reports from DCYF (serious injury to children, child fatalities, parent fatalities, media coverage of DCYF involvement, etc.) and incidents documented by residential programs and SYSC, including restraints and seclusion, and missing children.



**Facility visits**

- 2/14/2024 – Visit to DHMC, Lebanon (child specific/ED boarding)
- 3/1/2024 – Nashua Children’s Home (child specific)
- 3/7/2024 – Visit to SYSC, Manchester (check in with 3 kids)
- 3/7/2024 – Visit to “The Cottage” Manchester (child specific)
- 3/11/2024 – Visit to DHMC, Lebanon (child specific/ED boarding)
- 3/12/2024 – Visit to “The Cottage” Manchester (child specific)

**OCA Outreach/ DCYF District Office visits**

- 2/21/2024 Merrimack County CAC’s case review team
- 2/22/2024 Meeting with SIU (virtual)
- 3/4/2024 Meet and Greet with Justin Looser, new CEO of Hampstead Hospital
- 3/6/2024 NH OCA visit to MA OCA, Boston, MA
- 3/8/2024 Visit to Manchester District Office (staff-wide meeting)

**Conferences/Events Attended**

- 2/21/24 – OCA presentation to USOA Children & Families Chapter, monthly meeting (virtual)

**Upcoming Visits & Events**

- 3/27 NAMI Virtual Conference
- 6/9 – 6/13 APSAC Colloquium, New Orleans

**Other Work**

- 3/11/2024 Magnify Voices Planning Meeting
- 3/13/2024 Children’s System of Care Advisory Council
- Ongoing: Special Committee on DCYF
- Ongoing: YDC Steering Committee
- Ongoing: Commission to Study Community Impacts of the Secured Development Center & Subcommittee on Safety
- Ongoing: Regular meetings with DCYF Human & Sex Trafficking Specialist
- Ongoing: SYSC PREA meetings
- Ongoing: Monthly meetings with DCYF leadership
- Ongoing: Monthly meeting with Clinical Director at SYSC
- Ongoing: Monthly DCYF Systems Review meetings



**Additional Updates**

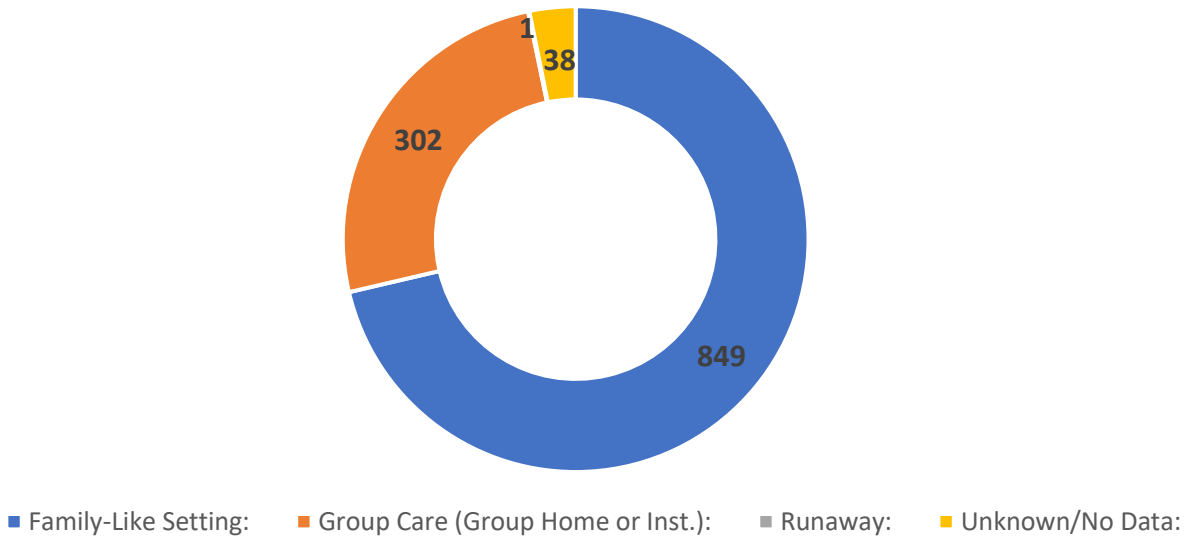
- “The Cottage” is being utilized for placement of one child
- The OCA has not received residential documentation from BCBH to date – a formal request was sent on 3/12/24
- The Program* – Netflix Docu-Series
- This Is Paris: The Real Story of Paris Hilton* - <https://www.youtube.com/watch?v=wOg0TY1jG3w>

## New Hampshire Children in Care

As of 2/29/24

Placement Types	Total Children	Involvement Type		
		CPS	JJS	DUAL
Family-Like Setting:	849	747	3	99
Group Care (Group Home or Inst.):	302	124	51	127
Runaway:	1	0	0	1
Unknown/No Data:	38	33	1	4
<b>Total Children in Care:</b>	<b>1190</b>	<b>904</b>	<b>55</b>	<b>231</b>

Placement Types for Children In Care



### Family-Like Settings:

Type	Total Children
Foster Home:	416
Relative Foster Home:	394
Supervised Independent Living:	38
<b>Total:</b>	<b>849</b>

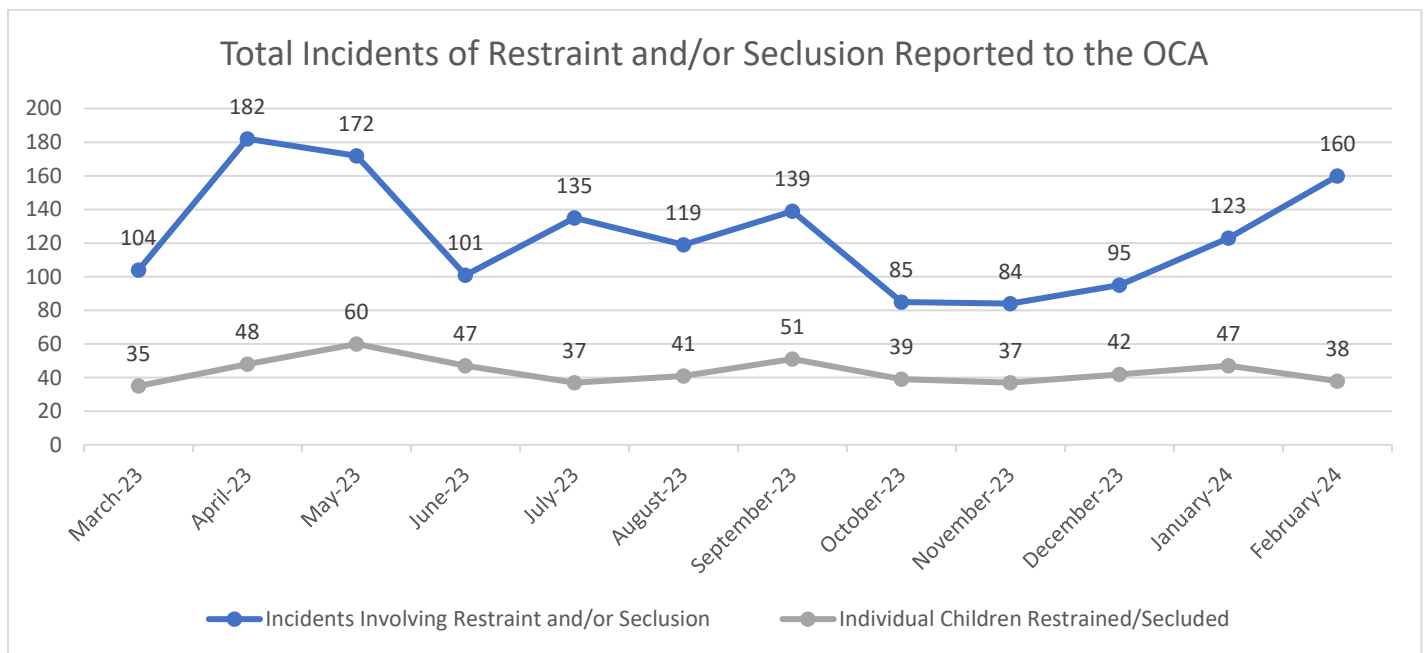
### Group Care (Group Home or Institution) Locations:

Location	Total Children	Children Outside New England
New Hampshire:	243	
New England (Outside NH):	57	
Outside of New England:	2	
<b>Total:</b>	<b>302</b>	
		<b>Arkansas</b> 1
		<b>Florida</b> 1
		<b>Total:</b> 2

## Restraints & Seclusion Incidents Reported to the OCA from Residential Facilities

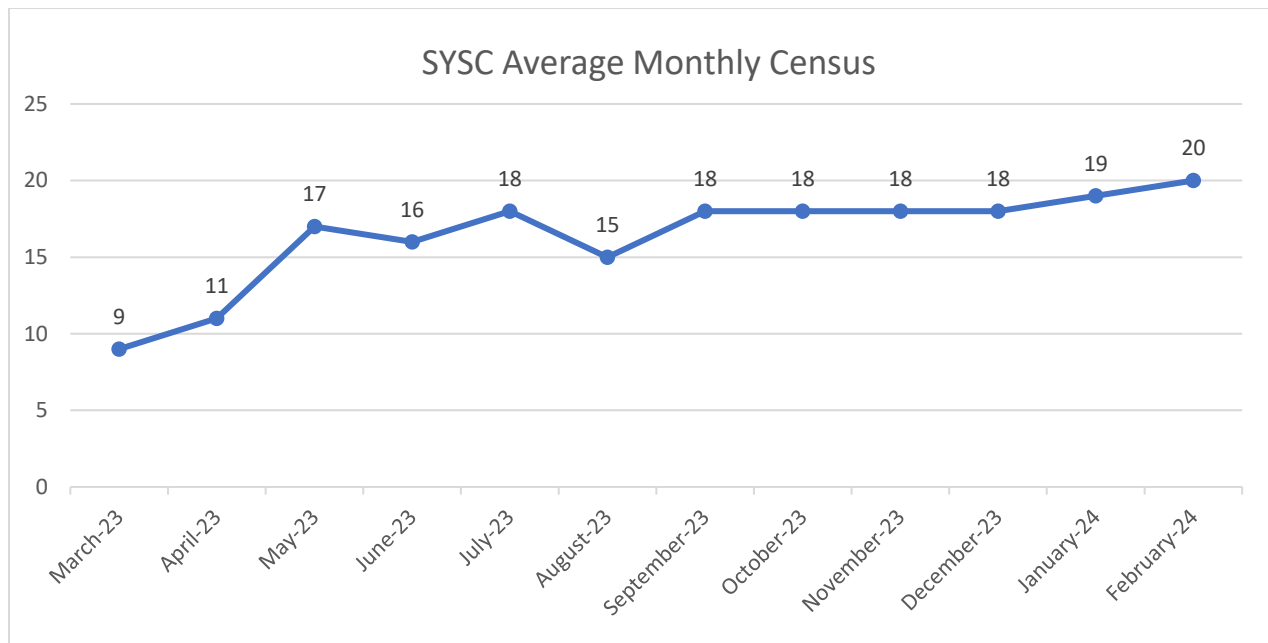
Rolling 12 Month: 3/01/23 - 2/29/24

Month	Incidents Reported to OCA Involving:			Total Incidents	Number of Children
	Restraints	Seclusions	Restraints & Seclusions		
March-23	95	1	8	<b>104</b>	35
April-23	180	0	2	<b>182</b>	48
May-23	147	12	13	<b>172</b>	60
June-23	88	6	7	<b>101</b>	47
July-23	131	1	3	<b>135</b>	37
August-23	113	1	5	<b>119</b>	41
September-23	127	1	11	<b>139</b>	51
October-23	69	1	15	<b>85</b>	39
November-23	80	1	3	<b>84</b>	37
December-23	85	3	7	<b>95</b>	42
January-24	112	6	5	<b>123</b>	47
February-24	142	5	13	<b>160</b>	38
<b>Totals:</b>	<b>1369</b>	<b>38</b>	<b>92</b>	<b>1499</b>	



### Restraint & Seclusion Explanation

- This data includes all residential facilities which the OCA receives restraint and seclusion reports from.
- The OCA only receives restraint and seclusion reports from contracted facilities; we do not receive them for certified-only facilities, including many of the out-of-state facilities beyond the New England region.
- **Although we have made multiple attempts to receive ALL restraint and seclusion reports via the DCYF reporting email, they have been unsuccessful, so we will be sending a letter to each residential facility certified by the State to inform on our statute and the reporting we need to begin receiving regularly.**



### SYSC Incidents Reported to the OCA

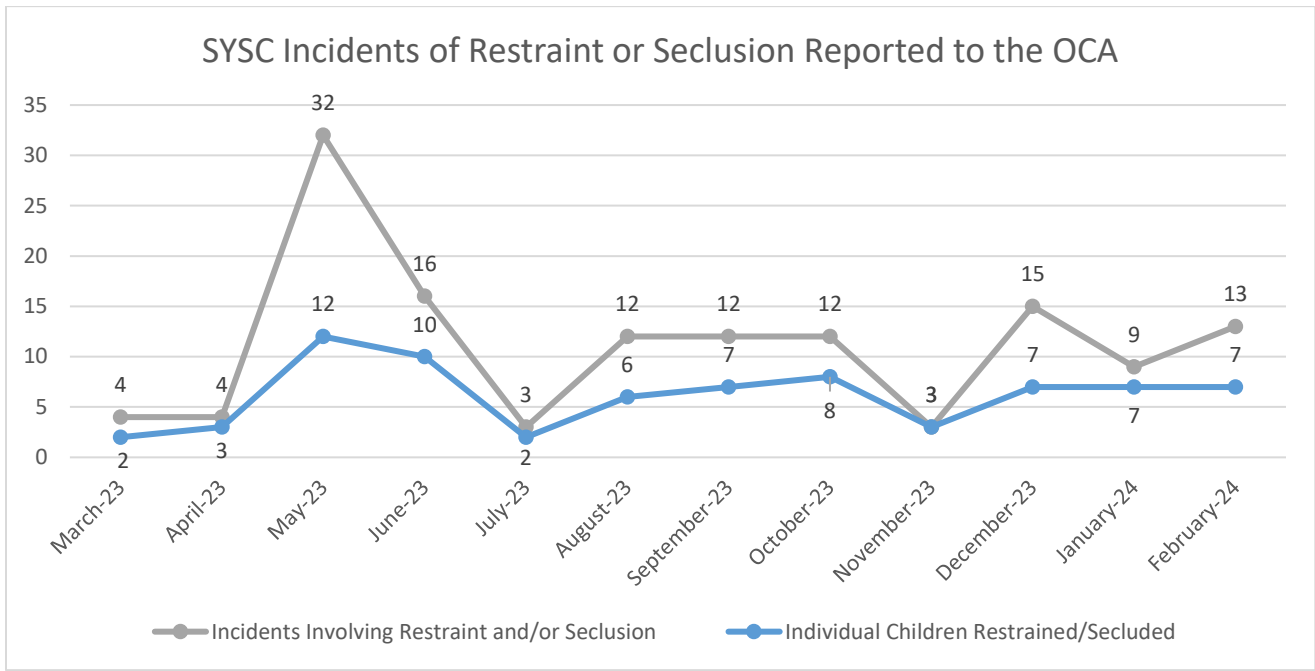
Rolling 12 Month: 3/01/23 - 2/29/24

Month	Major Incidents	Mod Incidents	Minor Incidents	Other Incidents	Total
March-23	23	8	13	4	48
April-23	25	13	4	5	47
May-23	66	19	6	11	102
June-23	40	11	8	12	71
July-23	24	20	4	13	61
August-23	45	12	2	18	77
September-23	50	22	4	19	95
October-23	54	17	6	19	96
November-23	34	22	7	18	81
December-23	65	18	6	25	114
January-24	68	16	6	34	124
February-24	56	13	9	26	104
<b>Totals:</b>	<b>550</b>	<b>191</b>	<b>75</b>	<b>204</b>	<b>1020</b>

### SYSC Incidents Involving Restraints or Seclusions by Month

3/01/23 - 2/29/24

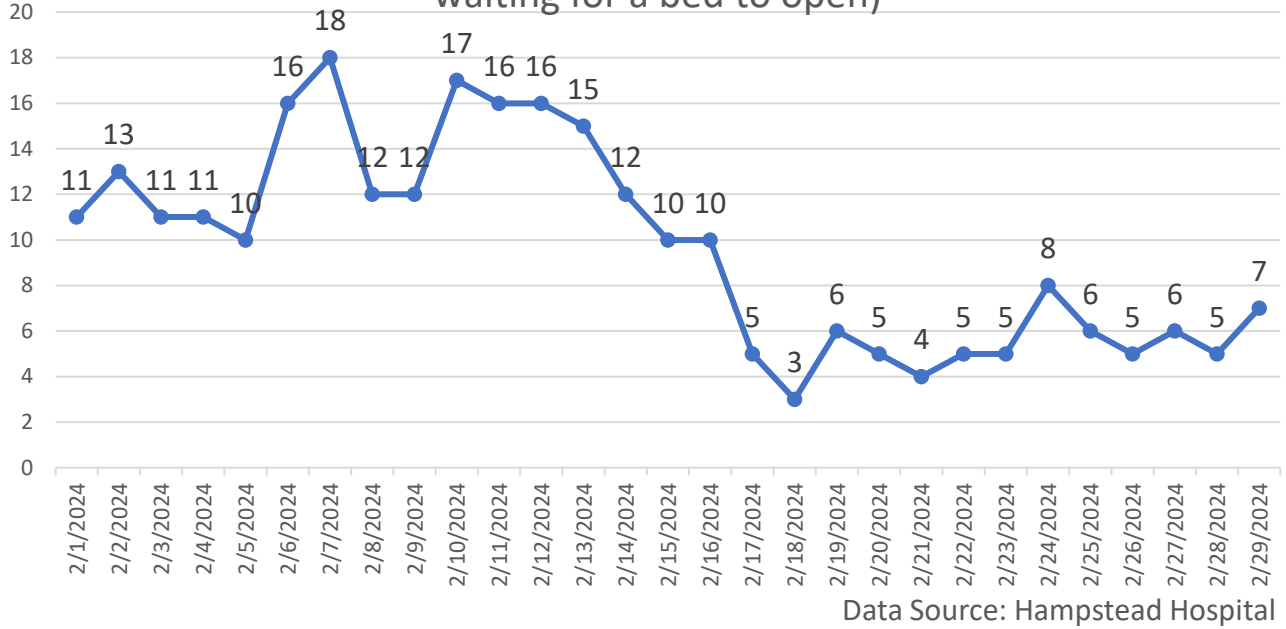
Month	Incidents Inv. Restraint or Seclusion	Individual Children
March-23	4	2
April-23	4	3
May-23	32	12
June-23	16	10
July-23	3	2
August-23	12	6
September-23	12	7
October-23	12	8
November-23	3	3
December-23	15	7
January-24	9	7
February-24	13	7
<b>Totals:</b>	<b>135</b>	



### SYSC Explanation

- Although the census at SYSC can fluctuate day to day, the average monthly census data has been added to this report for additional context.

Hampstead Hospital Inpatient HHRTF Waitlist for Minors  
February 2024 (Children who have been accepted but are waiting for a bed to open)



February 2024 Inpatient (HHRTF) Disposition Data for Hampstead Hospital (Minors)			
Data source: Hampstead Hospital			
Disposition	# of Dispositions	% of Total Dispositions	% of Accepted Dispositions
<b>Total Dispositions in February:</b>	<b>127</b>		
<b>Not Accepted</b> (went home before acceptance, placed elsewhere before acceptance, deferred/denied)	<b>20</b>	16%	
<b>Accepted:</b>	<b>107</b>	84%	
Accepted but went home before a bed opened	<b>17</b>	13%	16%
Accepted but placed elsewhere before a bed opened	<b>18</b>	14%	17%
Admitted	<b>72</b>	57%	67%

**Hampstead Hospital & East Acres Explanation**

- **The OCA is still NOT receiving any restraint or seclusion reports from East Acres or Hampstead Hospital. An email was sent to the CEO on March 14, 2024, requesting that we begin receiving them regularly.**
- Above is a graph with Hampstead Hospital waitlist data that is shared publicly by DHHS (for DHHS data, see: <https://www.dhhs.nh.gov/about-dhhs/locations-facilities/state-run-and-designated-acute-psychiatric-bed-data>).
- The chart is more detailed referral data which indicates the dispositions (decisions of acceptance or denial) made by Hampstead Hospital in the month of February, including the number and percentage of children that were admitted into the program for treatment.